



lumini Solucoes em Iluminacao LTDA  
www.lumini.com.br  
Email: laboratorio@lumini.com.br  
Tel: +55 11 3437-5555 Fax: +55 11 3437-5555  
Address: Rua Ferreira Viana, 716 - Socorro - São Paulo/SP

---

## lumini

---

LumCAT:

Luminaire: led line perfil ww e mp 12.5W

LampCAT: modulo led line 25W/m 30K irc 90

Ballast type: led driver 700mA

Report No:

Voltage(V): 127.7100

Test No:

Current(A): 0.1510

Number of Lamps: 1

Power (W): 17.0390

Lamp flux(lm): 1748.0

PF: 0.8840

Length(mm): 500

Width(mm): 30

Phm Type: C

Height(mm): 0

---

## Photometric Results

---

Lumens(lm): 1036.28, Efficiency(%): 59.28% , Luminous Efficacy(lm/W): 60.82

Central intensity(cd): 314.893, Maximum intensity(cd): 369.311

Angle of maximum intensity:  $C=0.0$   $\gamma=28.0$

Beam angle of C0 plane : 102.34

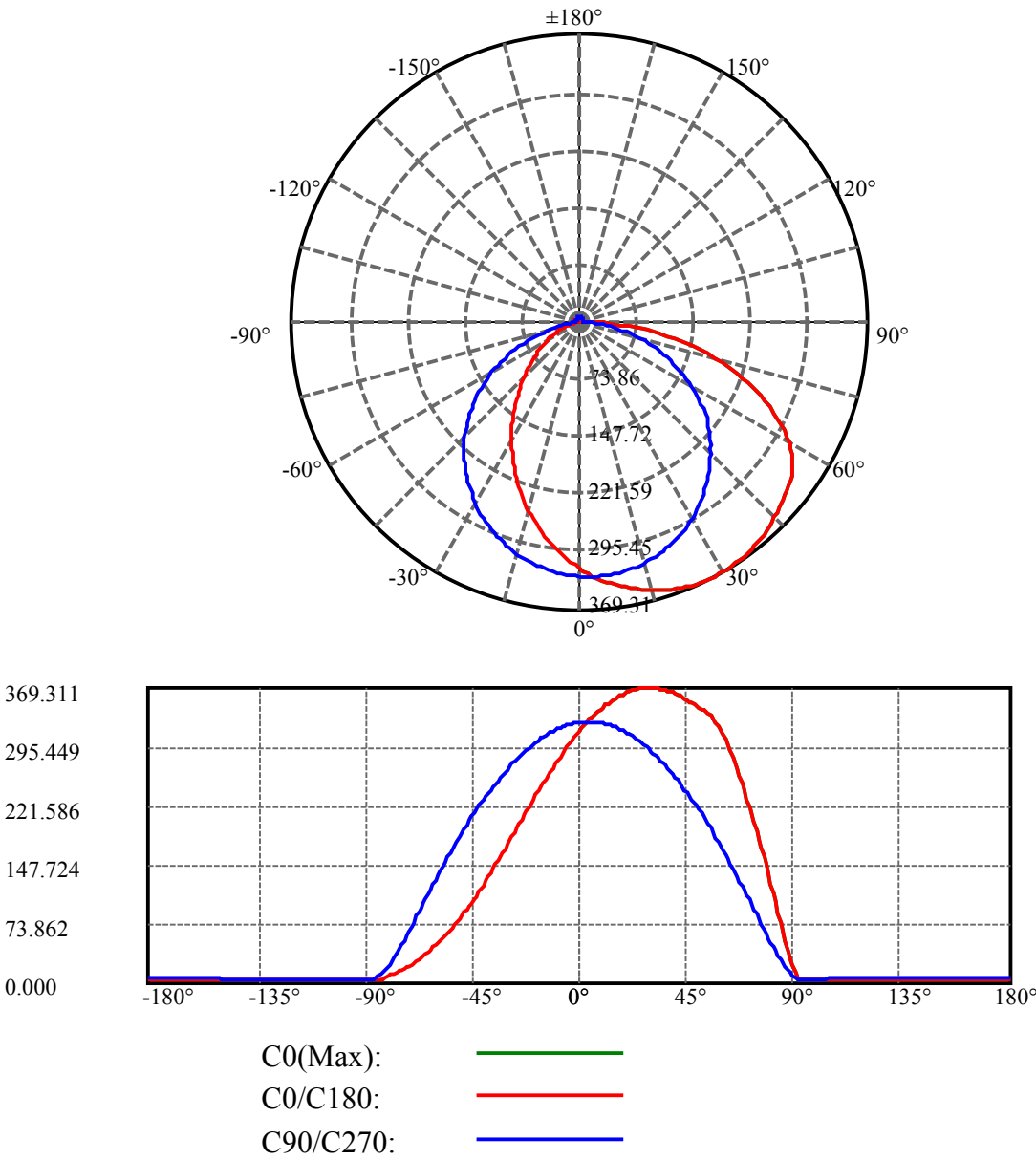
Average BeamAngle(IEC 61341): 114.28

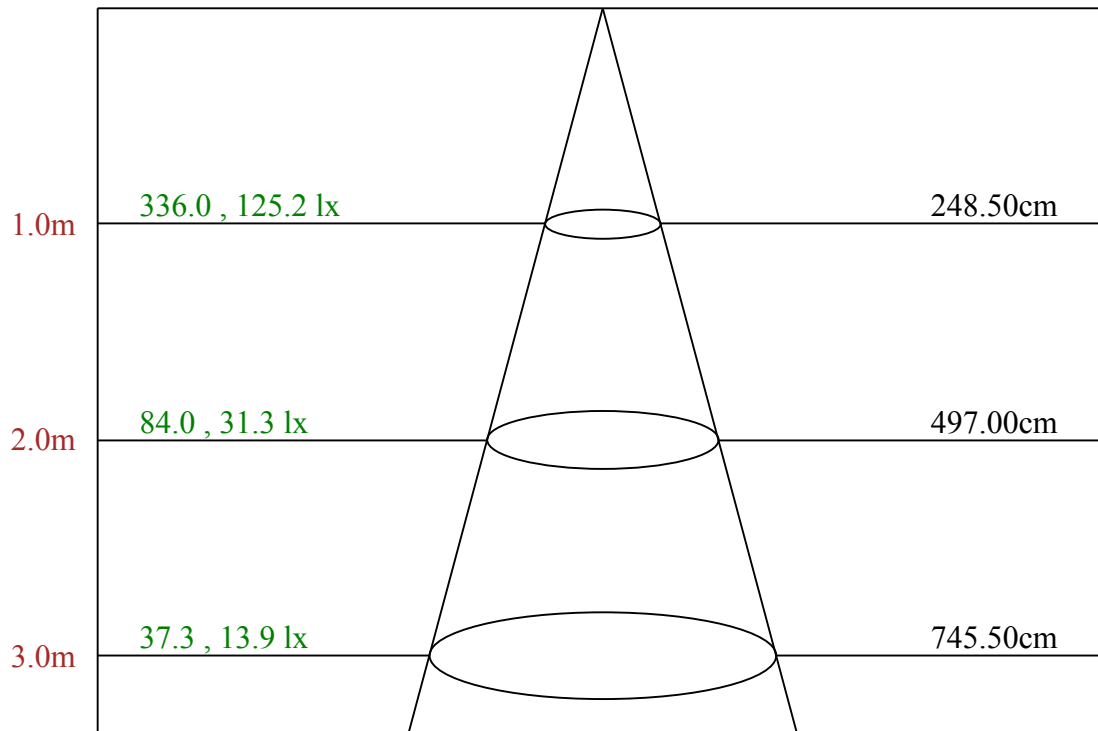
---

Equipment: equipamento lumini  
Temperature(°C): 25.5

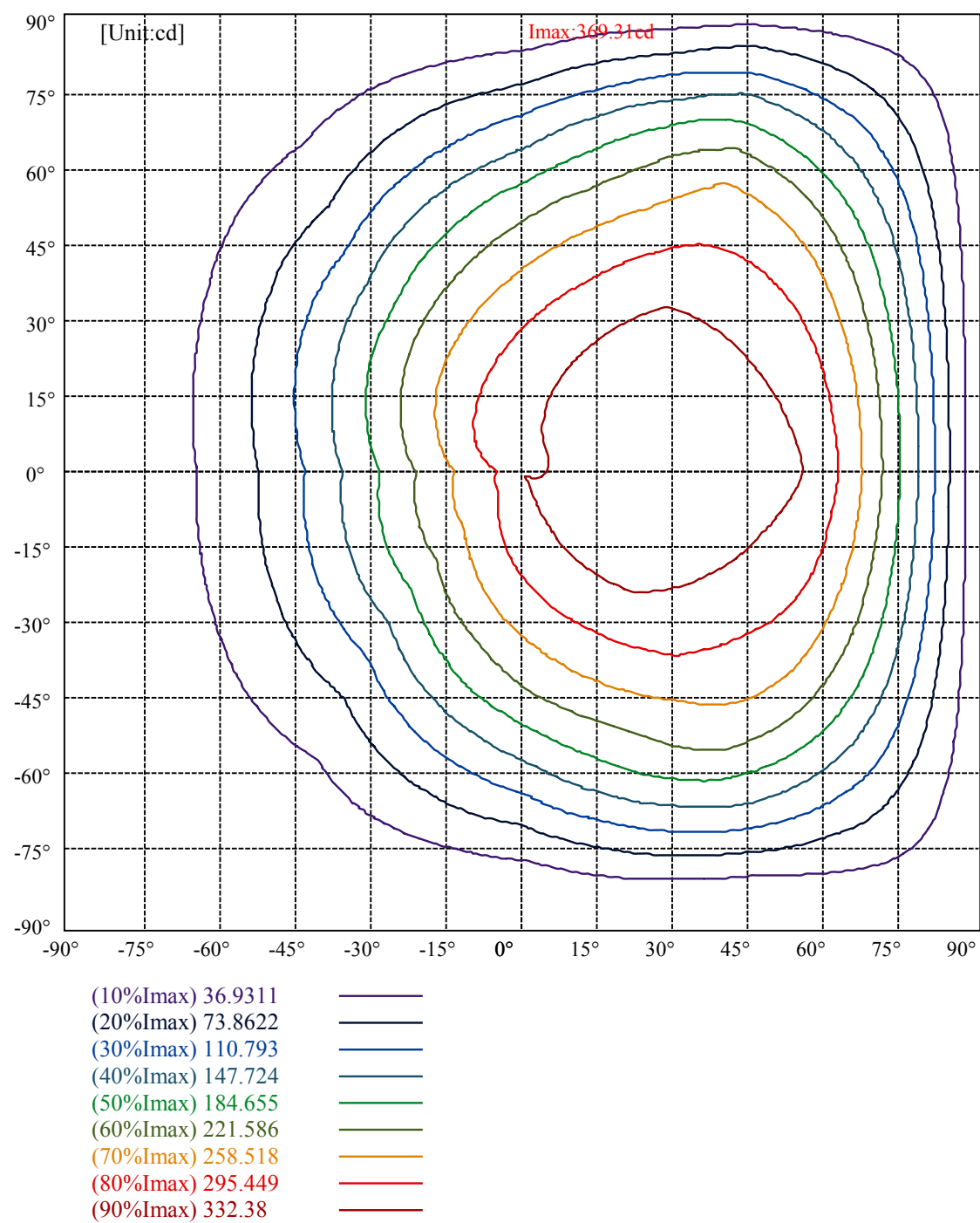
Date: 28/04/2025  
Humidity(%): 64.0%

Operator: 01  
Distance(m): 6.90





Max , Ave      Beam angle of C0 plane 102.34



Luminance Table

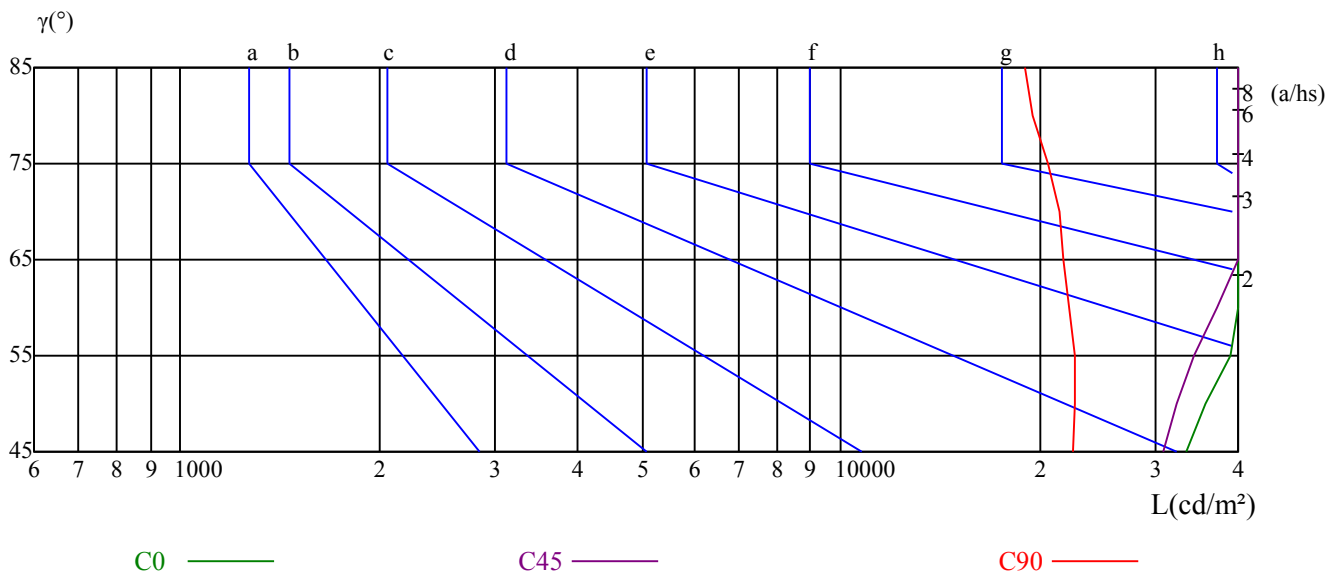
$\gamma$	45	50	55	60	65	70	75	80	85
C0	33365	35750	38830	41491	43470	44860	46331	47725	48872
C45	30712	32274	34176	37047	40924	43849	46625	51362	60562
C90	22444	22586	22589	22224	21697	21446	20566	19576	19010

L(Hor)(65)	L(Ver)(65)	L45(65)	L(Hor)(75)	L(Ver)(75)	L45(75)	L(Hor)(85)	L(Ver)(85)	L45(85)
24454	18768	22253	25201	15930	22142	25875	12273	20685

Glare Table

Glare	Quality	Service Values Illuminance(lx)							
1.15	A	2000	1000	500	$\leq 300$				
1.5	B		2000	1000	500	$\leq 300$			
1.85	C			2000	1000	500	$\leq 300$		
2.2	D				2000	1000	500	$\leq 300$	
2.55	E					2000	1000	500	$\leq 300$
		a	b	c	d	e	f	g	h

Luminance Limiting Curve



Illumination assessment according UGR											
Rf of Ceiling	70	70	50	50	30	70	70	50	50	30	
Rf of Wall	50	30	50	30	30	50	30	50	30	30	
Rf of Floor	20	20	20	20	20	20	20	20	20	20	
Room dimensions		Viewed crosswise					Viewed endwise				
X	Y										
2H	2H	26.84	28.46	27.24	28.83	29.22	24.71	26.33	25.12	26.71	27.09
	3H	29.36	30.83	29.78	31.23	31.64	26.60	28.08	27.03	28.48	28.89
	4H	30.40	31.80	30.84	32.21	32.64	27.33	28.72	27.76	29.13	29.56
	6H	31.31	32.61	31.76	33.03	33.49	27.88	29.18	28.33	29.61	30.07
	8H	31.64	32.90	32.10	33.33	33.80	28.05	29.31	28.51	29.74	30.21
	12H	31.88	33.09	32.34	33.53	34.00	28.16	29.37	28.62	29.81	30.28
4H	2H	27.71	29.10	28.15	29.51	29.94	26.26	27.65	26.69	28.06	28.49
	3H	30.40	31.60	30.86	32.04	32.52	28.36	29.56	28.82	30.00	30.47
	4H	31.65	32.72	32.13	33.19	33.69	29.29	30.36	29.77	30.83	31.33
	6H	32.68	33.64	33.18	34.13	34.63	29.95	30.90	30.45	31.39	31.90
	8H	33.10	34.00	33.62	34.50	35.02	30.19	31.09	30.70	31.58	32.10
	12H	33.43	34.27	33.95	34.76	35.32	30.36	31.20	30.88	31.69	32.25
8H	4H	32.09	32.99	32.60	33.48	34.01	30.19	31.09	30.70	31.58	32.11
	6H	33.32	34.08	33.85	34.59	35.15	31.11	31.87	31.64	32.38	32.94
	8H	33.92	34.58	34.47	35.13	35.68	31.53	32.19	32.08	32.75	33.30
	12H	34.37	34.93	34.93	35.49	36.05	31.81	32.38	32.37	32.93	33.50
12H	4H	32.14	32.98	32.66	33.47	34.03	30.36	31.19	30.87	31.68	32.24
	6H	33.49	34.16	34.04	34.71	35.26	31.45	32.11	32.00	32.67	33.22
	8H	34.11	34.68	34.67	35.23	35.80	31.92	32.49	32.48	33.04	33.61
Variation with the observer position at spacings:											
S = 1.0H		0.2/-0.7					0.1/-0.9				
S = 1.5H		0.4/-0.6					0.5/-0.7				
S = 2.0H		0.4/-0.7					0.6/-0.4				
Standard tables:		BKBF					BKBF				
Uncorrected UGR		15.1					17.5				

依据CIE Publ. 117 计算 UGR, S/H = 0.25